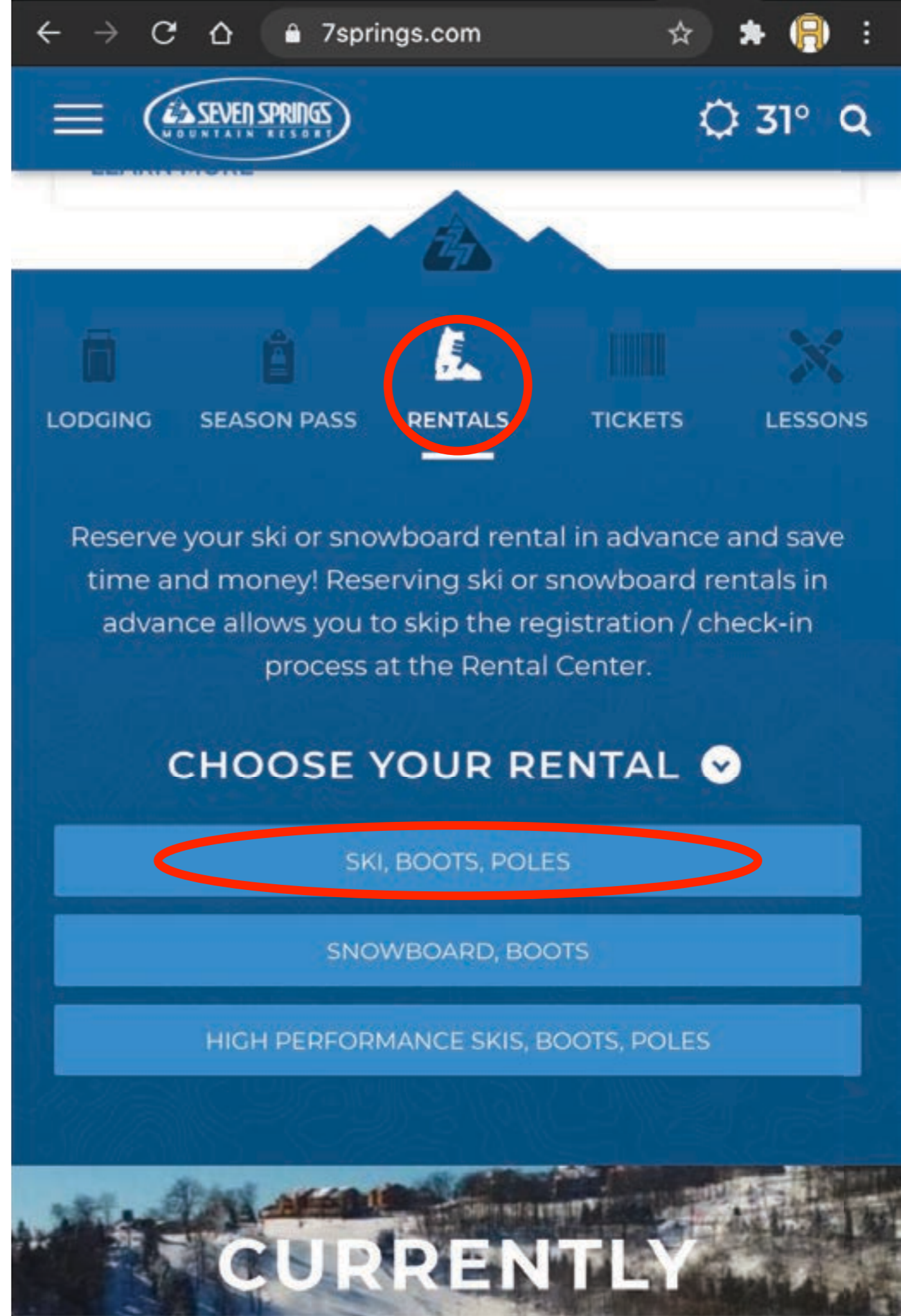


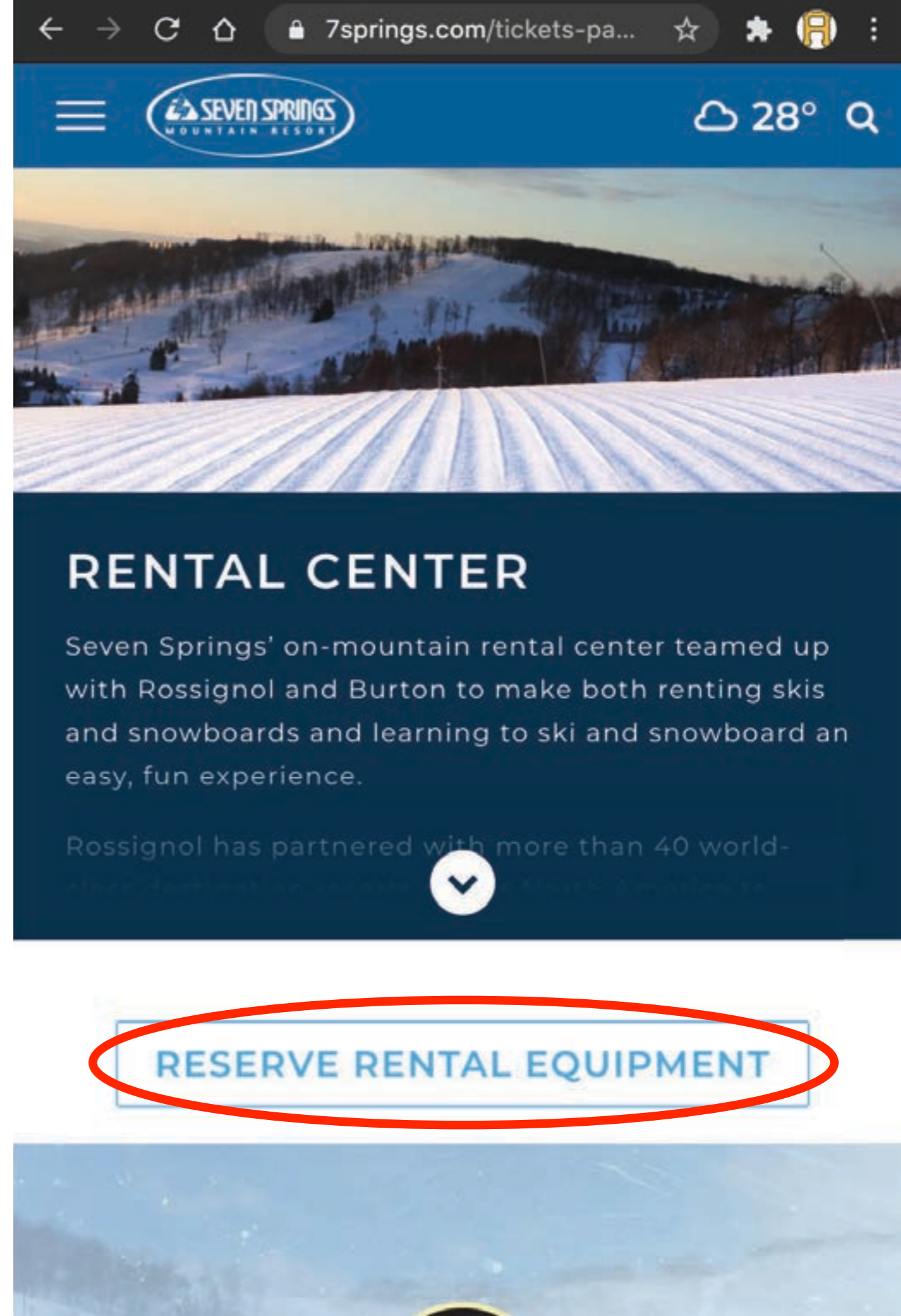
How to purchase Rentals

Go to 7springs.com and click on the rentals icon


Choose your rental and click on it



**Click on
Reserve Rental Equipment**



Select the date and then choose your rental



Pricing and availability for:

Saturday, December 12, 2020

DECEMBER 2020						
Su	Mo	Tu	We	Th	Fr	Sa
29	30	1	2	3	4	5
6	7	8	9	10	11	12
13	14	15	16	17	18	19
20	21	22	23	24	25	26
27	28	29	30	31	1	2
3	4	5	6	7	8	9

Before Purchase,
Please Read Carefully.

1. Choose the date you are coming from the calendar:

- Gift card purchases - choose **TODAY'S** date.

2. Present the Sale Confirmation email and photo id to redeem:

- Ski & Snowboard Tickets at the Ticket Desk / Gates
- Rental Vouchers at the Rental Center
- Snow Tubing Tickets at the Snow Tubing Lodge


Tip Rentals

Select Items

A grid of five rental items. The 'SKI RENTAL' item is circled in red. Each item has a title, a small image, and a price.

SKI RENTAL \$ 14.00	SNOWBOARD RENTAL \$ 10.00
HIGH PERFORMANCE RENTAL \$ 14.00	BASKET CHECK \$ 10.00
HELMET WITHOUT EQUIPMENT HELMET RENTAL \$ 14.00	

Select your rental and click on the image



Pricing and availability for:

Saturday, December 12, 2020

Before Purchase,
Please Read Carefully.

1. Choose the date you are coming from the calendar.





- Gift card purchases - choose **TODAY'S** date.

2. Present the Sale Confirmation email and photo id to redeem:

- [Ski & Snowboard Tickets](#) at the Ticket Desk / Gates
- [Rental Vouchers](#) at the Rental Center
- [Snow Tubing Tickets](#) at the Snow Tubing Lodge

Top Rentals Ski Rental

Select Items

ALL DAY SKI RENTAL  \$ 53.00	5 & UNDER SKIS  \$ 32.00
TWO DAY SKI RENTAL  \$ 91.00	THREE DAY SKI RENTAL  \$ 102.00

**Choose any add-ons you want
and hit add to cart**

store.7springs...

SEVEN SPRINGS MOUNTAIN RESORT

Shop Account \$ 0.00 Checkout

Tip Rentals Ski Rental

All Day Ski Rental

Price: \$ 53.00

Qty: 1

Please choose from the following add-ons:

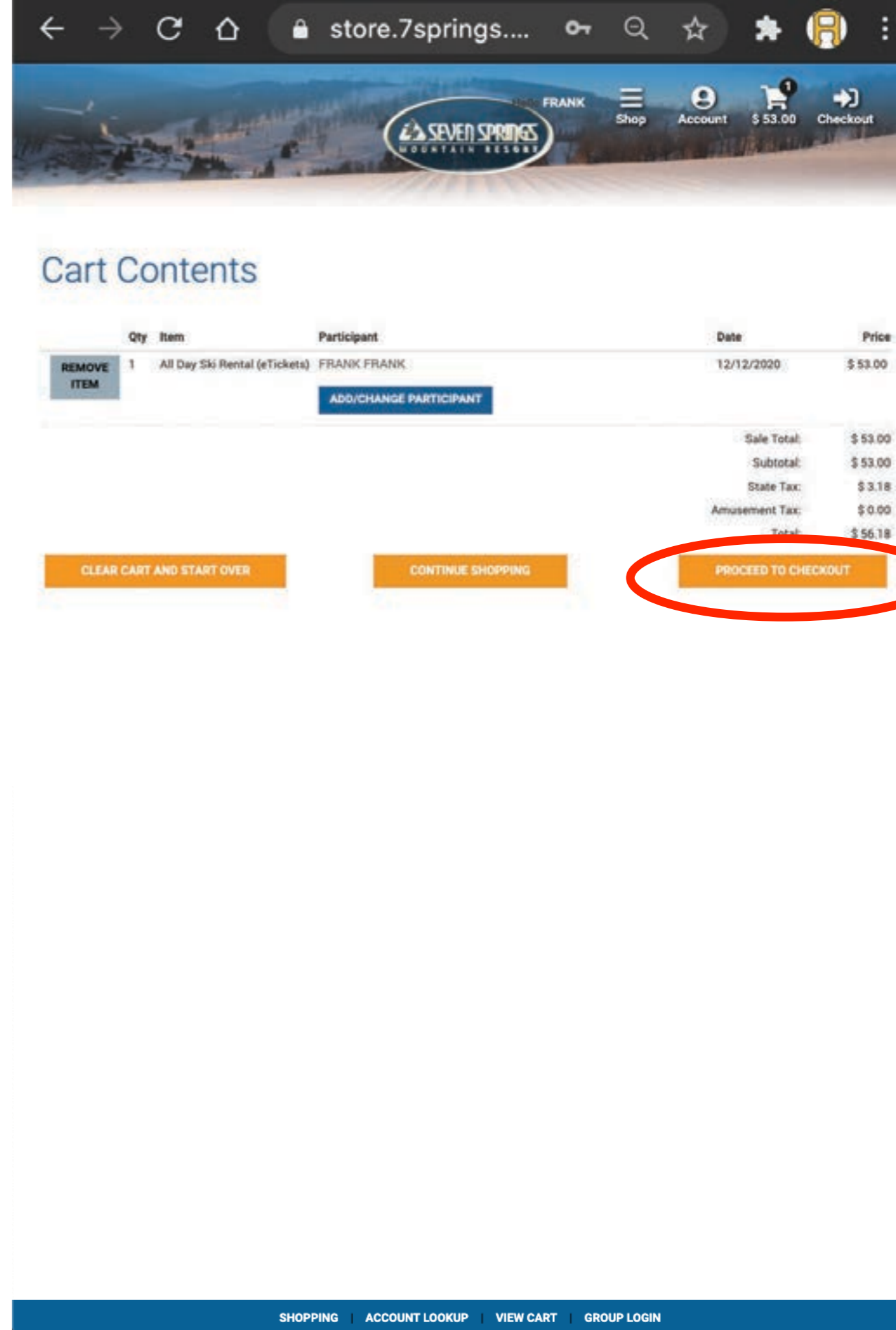
- BASKET CHECK \$10
- EQUIPMENT INSURANCE +\$2
- HELMET +\$14

ADD TO CART

SHOPPING | ACCOUNT LOOKUP | VIEW CART | GROUP LOGIN

**Make sure your account is
logged in under
add/change participant**

**Review cart contents and click
proceed to check out when
finished**



**Review your purchase
and click next when done**

store.7springs...

FRANK

Shop Account \$53.00 Checkout

1: Cart Contents 2: Purchaser Info 3: Billing Info 4: Confirmation

You are purchasing the following items

Qty	Item	Participant	Date	Price
1	All Day Ski Rental (eTickets)	FRANK FRANK	12/12/2020	\$53.00

ADD/CHANGE PARTICIPANT

Sale Total:	\$53.00
Subtotal:	\$53.00
State Tax:	\$3.18
Amusement Tax:	\$0.00
Total:	\$56.18

<< BACK NEXT >>

SHOPPING | ACCOUNT LOOKUP | VIEW CART | GROUP LOGIN

1: Cart Contents 2: Purchaser Info 3: Billing Info 4: Confirmation

Please Enter or Verify Purchaser Details

First Name FRANK
Last Name FRANK
Address 123 FRANK
Address 2
City Franklin
State PA
Zip 15750
Phone (814) 352-7777
Email FRANKLIN@7SPRINGS.COM
Country USA

CHANGE/SET PURCHASER EDIT THIS PURCHASER

Logged in Guests

<< BACK NEXT >>

F FRANK

Review and verify all of your purchaser details

Input your credit card information and hit next when finished

The screenshot shows the checkout process for Seven Springs Mountain Resort. At the top, there's a navigation bar with the resort's logo and user options like 'Shop', 'Account', and 'Checkout'. Below this is a progress indicator with four steps: '1. Cart Contents', '2. Purchaser Info', '3. Billing Info', and '4. Confirmation'. The current step is '3. Billing Info', which is titled 'Enter Payment Information'. The page displays a 'Sale Total' of \$56.18 and lists accepted credit cards (Visa, Mastercard, American Express). Under 'Enter Payment Amount', the 'Pay total with one card (\$56.18)' option is selected. The 'Select Payment Option' section has 'Pay with card on file' selected. The 'Card Number & Expiration' section contains input fields for the card number and expiration date (Month and Year). At the bottom right, there are two orange buttons: '<< BACK' and 'NEXT >>'. The 'NEXT >>' button is circled in red, indicating the next step in the process.

Your rental voucher and barcode will be emailed to you once your payment has been posted.